

ECE Information Información ECE

WELCOME BACK

COWELL ECE FAMILIES!

We are excited to get to know our new students and their families!

Although this year may look different, we are here to keep your children safe and to provide them with a wonderful year of learning and exploration in ECE!



ECE Start Day

4 Years Old

- Monday, September 14th

3 Years Old


- Tuesday, September 15th
- Half day- first week (11:15am)

Safety Protocols - ECE

- **Masks:** All adults and children are required to wear masks.
- **Smocks/Aprons:** Adults will wear smocks or aprons as added protection.
- **Gloves:** Teachers and other staff should wear gloves **These are not required all day.**
- **Handwashing:** All individuals will be asked to wash hands upon arrival and at least once every two hours and as necessary.
- **Cleaning and Disinfecting:** All ECE classrooms will clean and disinfect following the guidance outlined by the Colorado Rules and Regulations Governing the Health and Sanitation of Child Care Facilities. **This is not a change in expectation and should already been a part of best practice for ECE procedures.**



Protocolos de seguridad - ECE



- **Máscaras:** todos los adultos y niños deben usar máscaras.
- **Batas / Delantales:** Los adultos usarán batas o delantales como protección adicional.
- **Guantes:** Los maestros y el resto del personal deben usar guantes. No se requieren todo el día.
- **Lavado de manos:** Se pedirá a todas las personas que se laven las manos al llegar y al menos una vez cada dos horas y según sea necesario.
- **Limpeza y desinfección:** Todos los salones de ECE se limpiarán y desinfectarán siguiendo las pautas descritas en las Reglas y Reglamentos de Colorado que Gobiernan la Salud y el Saneamiento de las Instalaciones de Cuidado Infantil. Esto no es un cambio en las expectativas y ya debería ser parte de las mejores prácticas para los procedimientos de ECE.

Screening Process - ECE

Proceso de selección - ECE



- In DPS, we are following guidance from [Safer at Home: Child Care Facilities](#) for ECE and Child Care Programs
- ECE programs will be checking student temperatures each day before students come into the building
- Having any illness symptoms or a temperature at or above 100.4 means that the student may not stay in school that day.
- En DPS, estamos siguiendo la guía de Safer at Home: Instalaciones de cuidado infantil para programas de ECE y cuidado infantil
- Los programas de ECE controlarán la temperatura de los estudiantes todos los días antes de que los estudiantes entren al edificio.
- Tener algún síntoma de enfermedad o una temperatura igual o superior a 100.4 significa que el estudiante no puede permanecer en la escuela ese día.

Quarantine Protocol - ECE

Protocolo de cuarentena - ECE

- The Colorado Department of Public Health and Environment (CDPHE) has guidance for when there is a confirmed case of COVID-19 in a cohort in this document: [Cohort quarantine scenarios](#)
- The DPS COVID-19 Screening and COVID-19 Testing Decision Tree has guidance for individual cases
- Nursing services will notify the health department when there is a positive case and follow health orders related to notifications, exclusions, and tracking
- El Departamento de Salud Pública y Medio Ambiente de Colorado (CDPHE) tiene una guía para cuando hay un caso confirmado de COVID-19 en una cohorte en este documento: [Escenarios de cuarentena de cohorte](#)
- El árbol de decisiones de pruebas de detección COVID-19 y COVID-19 de DPS tiene una guía para casos individuales
- Los servicios de enfermería notificarán al departamento de salud cuando haya un caso positivo y seguirán las órdenes de salud relacionadas con notificaciones, exclusiones y seguimiento.

Sick Children - ECE

When a child is ill (Temperature \geq 100.4 and/or feels or appears unwell) they must be separated from other children until the parent or guardian can pick up the child.

DON'T FEEL WELL? STAY HOME WHEN YOU ARE SICK

Tell your mom, dad, or caregiver before you come to school. Tell your teacher or an adult if you become sick at school



cough



Shortness of breath
or problem breathing



chills



sore throat



loss of taste
or smell



muscle pain

Niños enfermos - ECE

Cuando un niño está enfermo (temperatura > 100.4 y / o no se siente o parece estar mal), debe ser separado de otros niños hasta que el padre o tutor pueda recoger al niño.

DON'T FEEL WELL? STAY HOME WHEN YOU ARE SICK

Tell your mom, dad, or caregiver before you come to school. Tell your teacher or an adult if you become sick at school



cough



Shortness of breath
or problem breathing



chills



sore throat



loss of taste
or smell



muscle pain

Isolation Area - ECE

Área de aislamiento – ECE

- Sick students will be **accompanied and supervised when taken to the Isolation area** while wearing a mask to wait for pick up by a parent or guardian.
- The isolation area is separated from the school health office
- Los estudiantes enfermos serán acompañados y supervisados cuando los lleven al área de aislamiento mientras usan una máscara para esperar a que los recoja un padre o tutor.
- El área de aislamiento está separada de la oficina de salud de la escuela.

ECE Student Safety Procedures

Ss will be taught to consistently wear their masks

Hourly hand washing, Hand Washing between activities

Limited hands-on manipulatives in classroom

Safe Distancing & limited groupings

Nap Time:

- Ss have their own assigned cot
- Cots placed 3' - 6' apart
- Sleeping supplies kept isolated in plastic bags



Learning Centers:

- Limited groupings of Ss in each center
- Ss do not share learning centers throughout the day
- Centers physically distanced

Cleaning & Sanitization:

- Daily sanitization of all surfaces
- Sanitize centers before new group uses items
- Learning materials sanitized between uses



Procedimientos de seguridad para estudiantes de ECE

Ss will be taught to consistently wear their masks

Hourly hand washing, Hand Washing between activities

Limited hands-on manipulatives in classroom

Safe Distancing & limited groupings

Nap Time:

- Ss have their own assigned cot
- Cots placed 3' - 6' apart
- Sleeping supplies kept isolated in plastic bags



Learning Centers:

- Limited groupings of Ss in each center
- Ss do not share learning centers throughout the day
- Centers physically distanced

Cleaning & Sanitization:

- Daily sanitization of all surfaces
- Sanitize centers before new group uses items
- Learning materials sanitized between uses



Breakfast, Lunch and Snack

Desayuno, almuerzo y merienda

- Children will eat while socially distanced
 - Meals would be served in individual and self-contained portions
 - All tables and or surfaces that may come into contact with food will be cleaned and sanitized
-
- Los niños comerán cuando estén socialmente distanciados
 - Las comidas se servirían en porciones individuales e independientes
 - Todas las mesas y superficies que puedan entrar en contacto con los alimentos serán limpiadas y desinfectadas.



ECE Restroom Procedure



Procedimiento de baño ECE

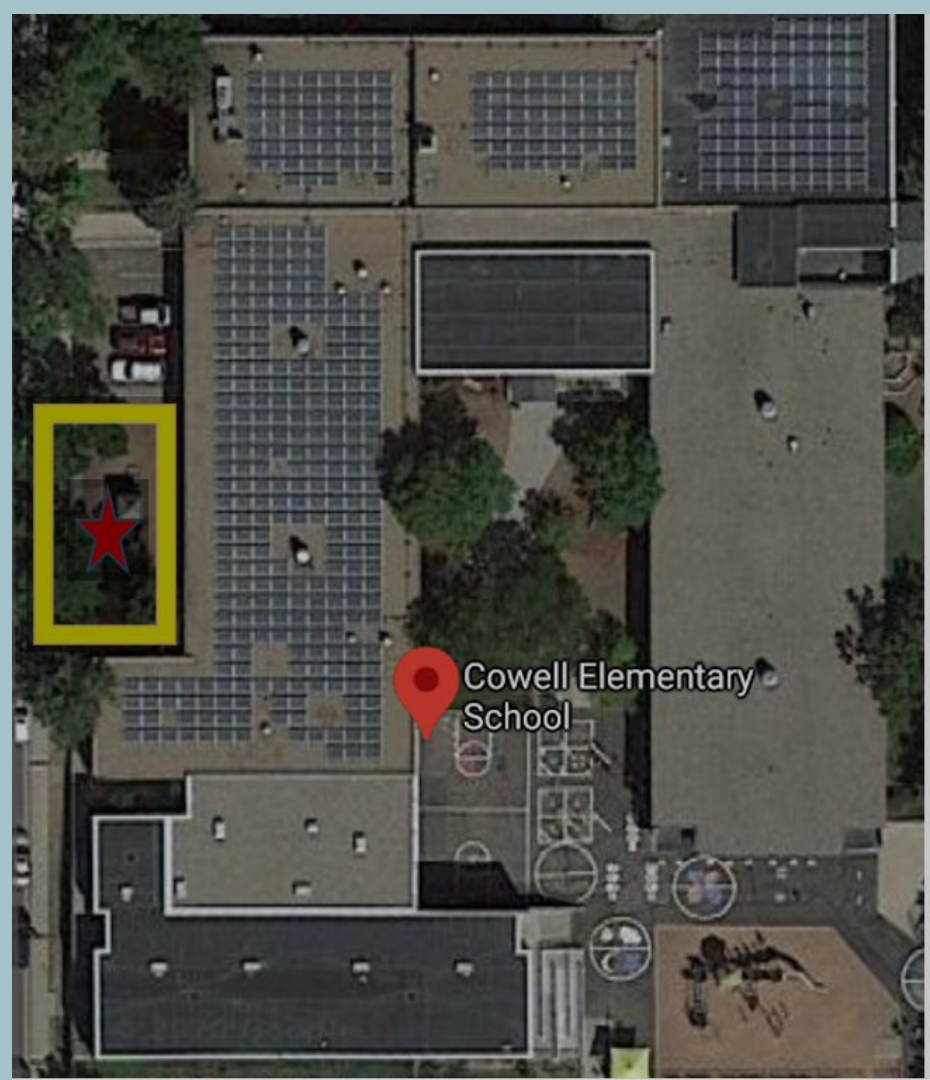
- One child from one cohort at a time
- Students will remind distanced while waiting in the bathroom
- Students will be with an adult from their cohort
- After every child from a different cohort, the bathroom will be disinfected

- Un niño de una cohorte a la vez
- Los estudiantes recordarán distanciados mientras esperan en el baño.
- Los estudiantes estarán con un adulto de su cohorte.
- Después de cada niño de una cohorte diferente, se desinfectará el baño.

ECE Recess/ Recreo de ECE

Maintain Social Distance
Wear a Mask
Do Not Mix Cohorts
Maximize time outside

Mantenga la distancia social
Usar una máscara
No mezcle cohortes
Maximiza el tiempo al aire libre



ECE Arrival Procedures

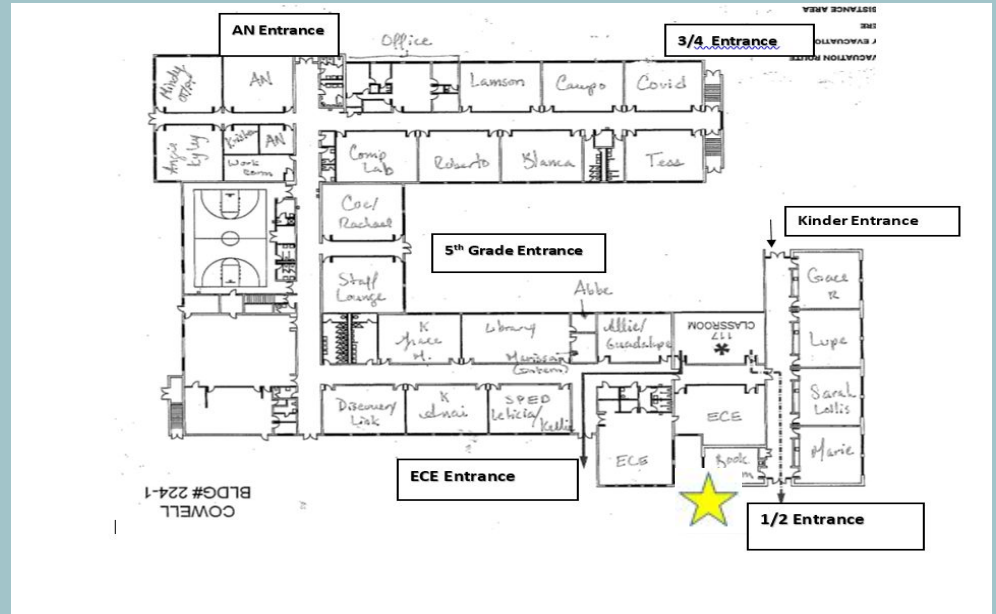
Enter at Exterior Door # 8

Arrival Times:

Ms. Astacio 8:15

Ms. Paige 8:05

Late arrival- Through the main door. An office staff will meet you outside, take temperature and walk student to class



Do NOT Allow Ss or siblings to pay on equipment
Wear a mask at all times
Maintain 6' Distance while lining up outside classroom.

Procedimientos de llegada a ECE

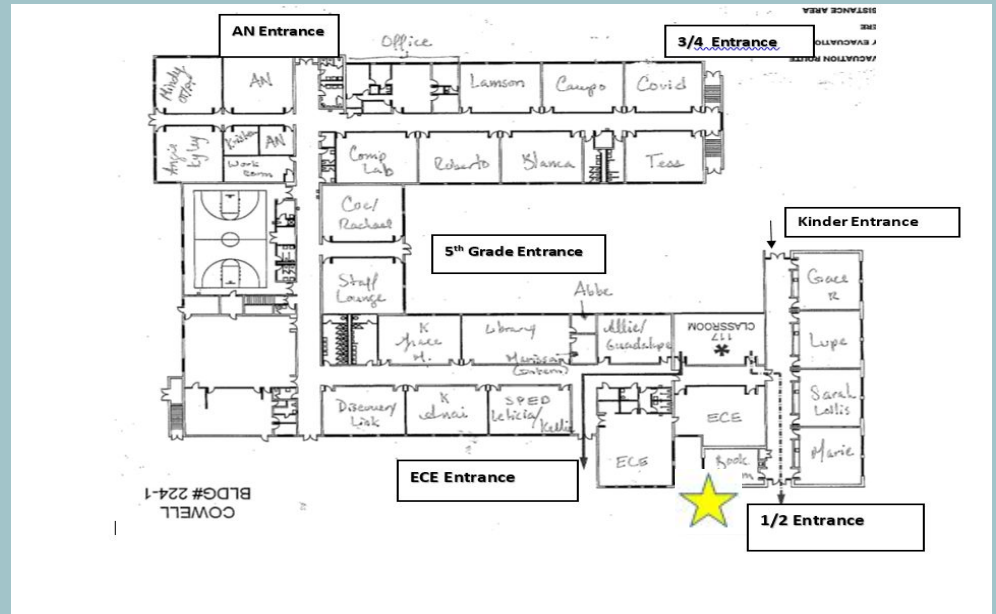
Ingrese por la puerta exterior # 8

Horarios de llegada:

Sra. Astacio 8:15

Sra. Paige 8:05

Llegada tardía: por la puerta principal. Un personal de la oficina lo recibirá afuera, tomará la temperatura y acompañará al estudiante a clase



NO permita que Ss o hermanos paguen por el equipo

Use una máscara en todo momento

Mantenga una distancia de 6 pies mientras hace fila fuera del aula.

ECE Dismissal Procedures

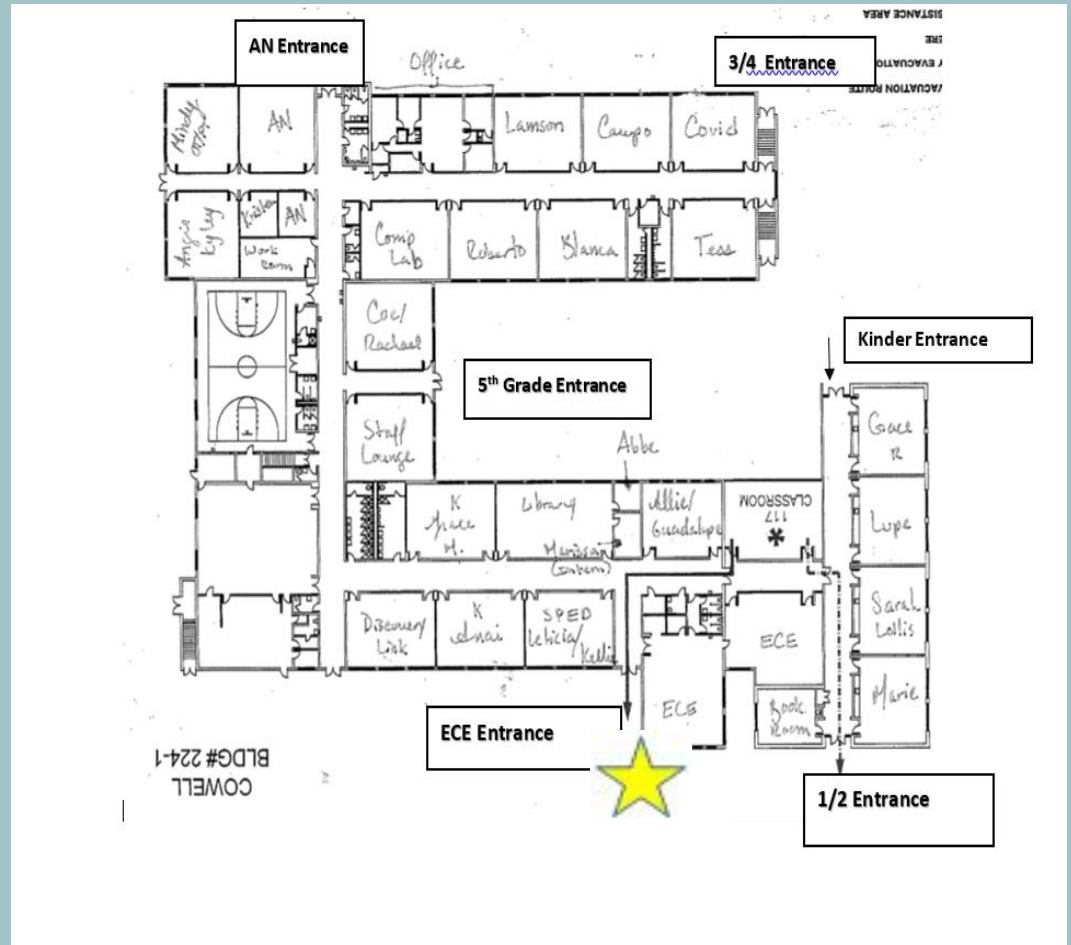
Enter at Exterior Door # 8

Dismissal Times

Ms. Astacio 2:05 and Ms. Paige 1:55

Parents maintain 6' distance while waiting to sign out Ss

Late Pick Up- Student will wait for parent in the gym. Parents pick up students late through the front door



Procedimientos de salida de ECE

Ingrese por la puerta exterior # 8

Horarios de salida

Sra. Astacio 2:05 y Sra. Paige 1:55

Los padres mantienen una distancia de 6 pies mientras esperan para cerrar sesión Ss

Recogida tardía: el estudiante esperará a los padres en el gimnasio. Los padres recogen a los estudiantes tarde por la puerta principal



ECE Daily Schedule/Horario Ms. Paige

Ms. Paige Daily Schedule

****Ms. Paige's classes drop-off time is from 8:05-8:15 at the ECE doors on Vrain Street.
Please do not line up until 8:05. After 8:15, your child must be dropped off at the
main entry of the school on Utica Street****

8:05-8:30	Drop-Off/Breakfast
8:30-9:00	Opening Group
9:00-10:00	Make Believe Play
10:00-10:15	Large Group Literacy
10:15-10:45	Outdoor Choice/Snack
10:45-11:15	Lunch
11:15-11:30	Nap Prep
11:30-12:15	Nap/Rest Time
12:15-12:45	Outdoor Choice/Snack
12:45-1:45	Centers/Small Groups
1:45-1:55	Closing Group
1:55	Dismissal

****Ms. Paige's classes pick-up time is from 1:55-2:05 at the ECE doors on Vrain Street.
Please do not line up until 1:55. After 2:05, your child must be picked off at the main
entry of the school on Utica Street****

ECE Daily Schedule/Horario Ms. Astacio

Ms. Astacio Daily Schedule

*****Ms. Astacio's classes drop-off time is from 8:15-8:25 at the ECE doors on Vrain Street. Please do not line up until 8:15. After 8:25, your child must be dropped off at the main entry of the school on Utica Street*****

8:15-8:45	Drop-Off/Breakfast
8:45-9:15	Opening Group
9:15-9:30	Story Lab
9:30-10:00	Outdoor Learning
10:00-10:30	Large Group Instruction
10:30-10:45	Read Aloud/Hand Washing
10:45-11:15	Lunch
11:15-11:45	Outdoor Learning
11:45-12:45	Nap/Rest Time
12:45-1:00	Snack
1:00-2:00	Make Believe Play
2:05	Dismissal

*****Ms. Astacio's classes pick-up time is from 2:05-2:15 at the ECE doors on Vrain Street. Please do not line up until 2:05. After 2:15, your child must be picked off at the main entry of the school on Utica Street*****

Visitors

Visitantes

Para la seguridad de la comunidad escolar, no se permiten visitantes dentro del edificio escolar, incluidos los padres y las familias.

La única excepción es en el caso de una emergencia estudiantil. En ese momento, un cuidador podrá ingresar después de pasar un examen de salud y cualquier personal de emergencia.

For the safety of the school community, no visitors are allowed inside the school building, including parents and families.

The only exception is in the case of a student emergency. At that time, a caretaker will be able to enter after passing a health screening and any emergency responders.



ECE Supply List

- 3 bottles of clorox wipes
- 6 boxes of tissues
- 1 set of watercolors
- 5-6 glue sticks
- 1 set of dry erase markers



- 3 botes de toallitas humedas clorox
- 6 cajas de kleenex
- 1 juego de acuarelas
- 5-6 resistol de barra
- 1 juego de marcadores dry-erase

Addressing Violations to our Shared Expectations for Protective Safety Measures

Response to Students

Abiding by all health and safety guidance is mandatory for all students. In cases of violations of protective measures:

- Student will be redirected to following protective measures by nearest staff member
- When necessary, and when continued instances of violations occur, principal/designee and CO-VID coordinator will be contacted for consultation.
- Family will be contacted to support the student to improve their compliance with essential measures.
- If corrections are not made, the student will have to engage in remote learning instead of in-person learning.

Response to Staff/Adults

Abiding by all health and safety guidance is mandatory for all staff. In cases of violations of protective measures:

- Any staff noticing a violation will offer a redirect
- When necessary, the principal and CO-VID coordinator will be notified
- Immediate corrections must be made
- If corrections are not made, the person in violation may be asked to leave an environment